




ANNUAL REPORT | FY 2019

UTAH CHILD AND FAMILY SERVICES

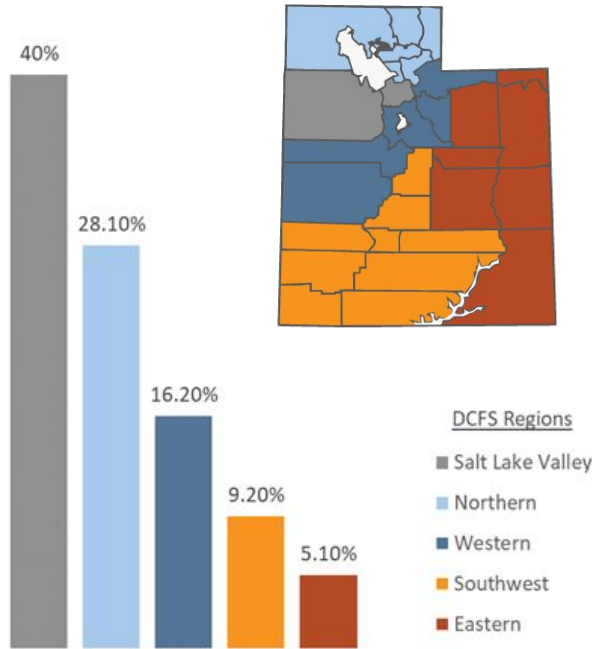


Safety is the reason we exist.

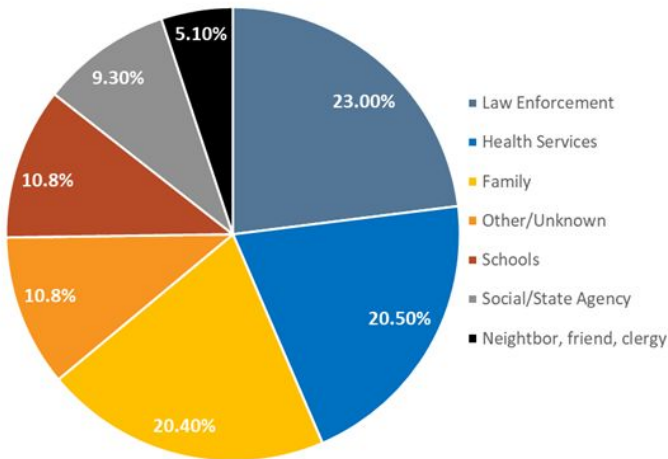
The Division of Child and Family Services mission is to keep children safe from abuse and neglect by working with communities, strengthening families, and supporting and funding domestic violence services.



Geographic Breakdown of New Child Protective Services Cases by DCFS Regions, FY 2019



Sources of CPS Reports of Abuse and Neglect Accepted for Assessment During FY 2019



FY 2019 by the numbers:

% change compared to FY 2014-2018 average :

42,428

Total number of child abuse and neglect reports received by DCFS

↑ 7.4%

21,401

Reports accepted for formal CPS assessment

↑ 2.2%

7,570

Number of confirmed CPS reports of abuse and neglect

↑ 5.9%

10,828

Confirmed child victims

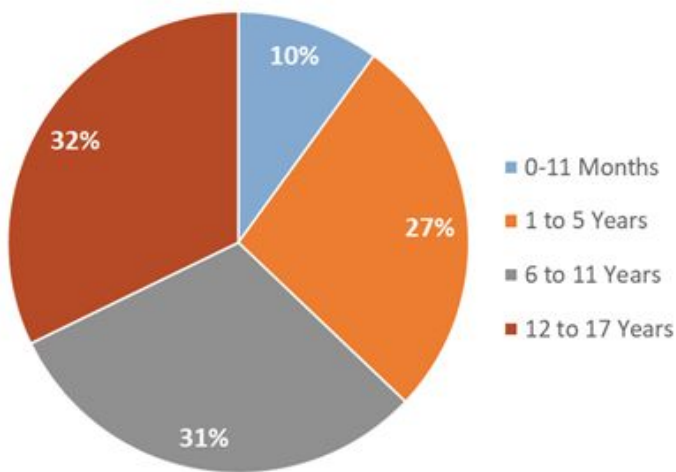
↑ 6%

We use family-centered interventions to keep children safely at home.

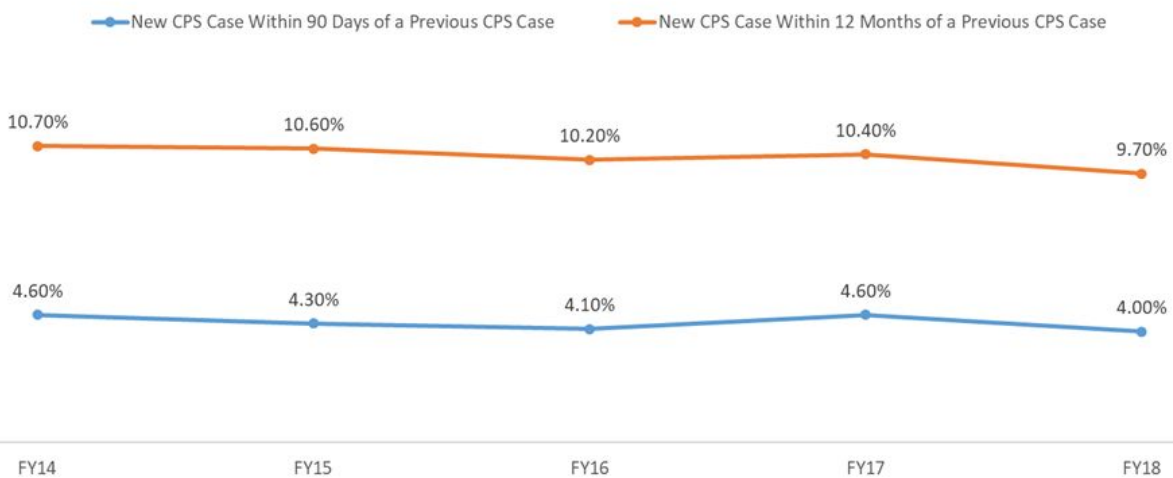
The moment Child Protective Services (CPS) becomes involved with a family, our goal is to assess for safety concerns, work with the family to create an effective intervention plan, and strengthen the parents' ability to safely care for their child.



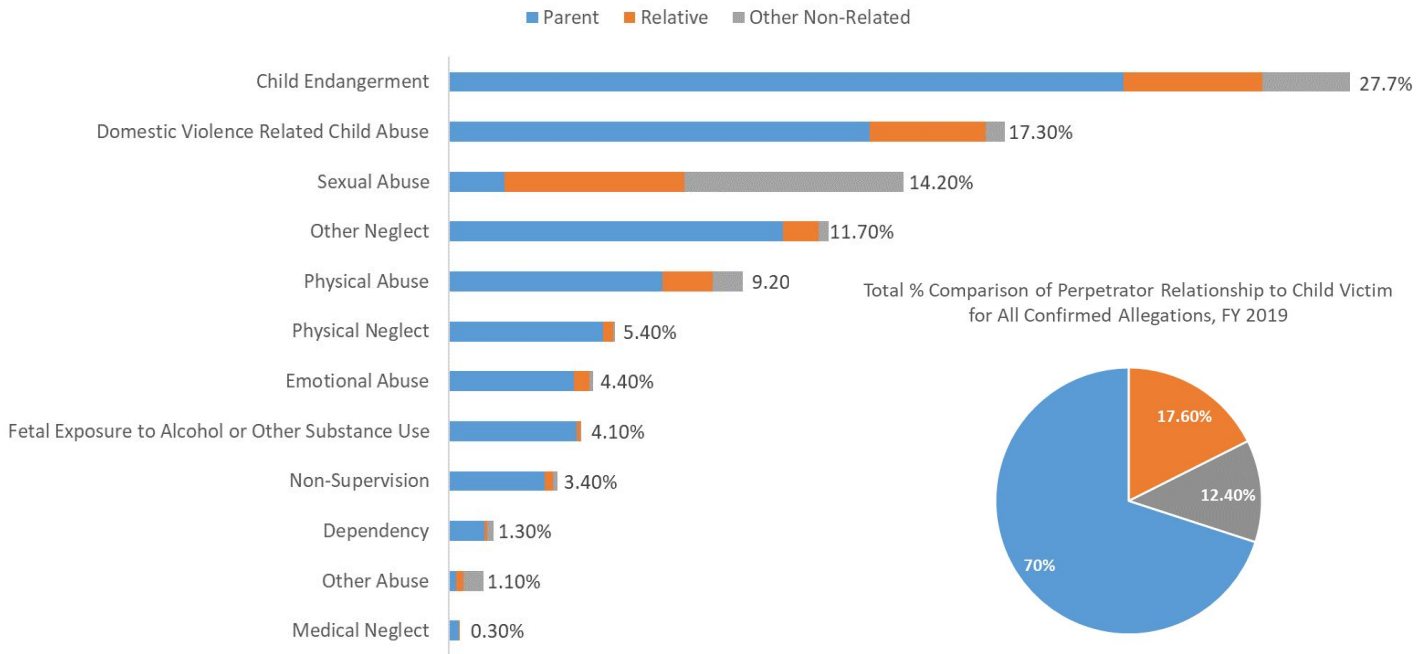
Confirmed Child Victims by Age for FY 2019



Children who are Repeat Victims of Abuse or Neglect within 90 Days or 12 Months of a CPS Case Closing



Confirmed Allegations by Type and Perpetrator Relationship to Victim, FY 2019



PLEASE NOTE: Percentages here are based on the total number of allegations received, not the total number of cases with each allegation as in previous reports. The total number of allegations in FY 2019 was 16,887.

Substance use disorder is a health crisis that we recognize is affecting our families and communities.



If the safety of the child requires a child welfare intervention, we will provide services to address the contributing factors, and help build a parent’s long-term capacity to safely care for their children by connecting families to substance use disorder and mental health treatment.

40.7%

Confirmed cases of abuse and neglect involve substance abuse

10.2%

Confirmed cases of abuse and neglect with an allegation involving opioid-specific substance abuse

8.9%

Confirmed cases of abuse and neglect with an allegation of fetal exposure to alcohol or other substance use

We strengthen families through evidence-based, in-home services and supports.

The goal of in-home services is to keep children safely at home while addressing abuse or neglect through family-driven, solution-focused interventions. These services can include:

- Child and Family Team Meetings that bring the family, support persons, and service providers together to help set solution-focused goals to address safety concerns
- Developing child safety plans with the family to address and manage safety concerns
- Linking the family to evidence-based community resources including mental health treatment, parenting skills, and substance use disorder treatment



5,187

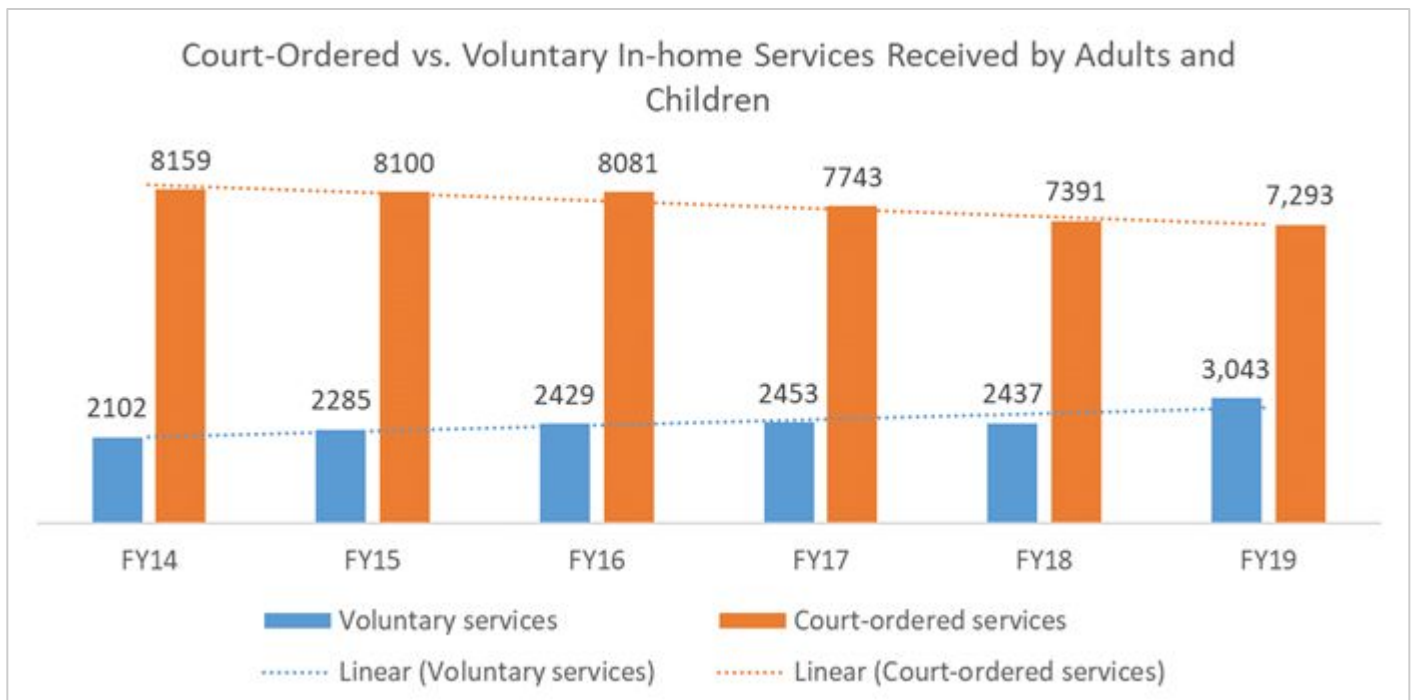
Total confirmed child victims of abuse or neglect who received in-home services in FY 19

Court-Ordered vs. Voluntary In-home Services:

In some situations safety can be achieved when a family works collaboratively and voluntarily with DCFS to address risk factors. At other times court involvement is needed to ensure the best outcomes for children and their families.

182

Confirmed child victims who received in-home services, and were later removed into foster care within 12 months



It is imperative to preserve a child's connection to their kin, culture, and community whenever safely possible.

Kinship care allows a child to stay in the care of a family member or friend who is willing to meet the child's needs, including working with the child's parent toward reunification or providing a permanent home.



44.8%

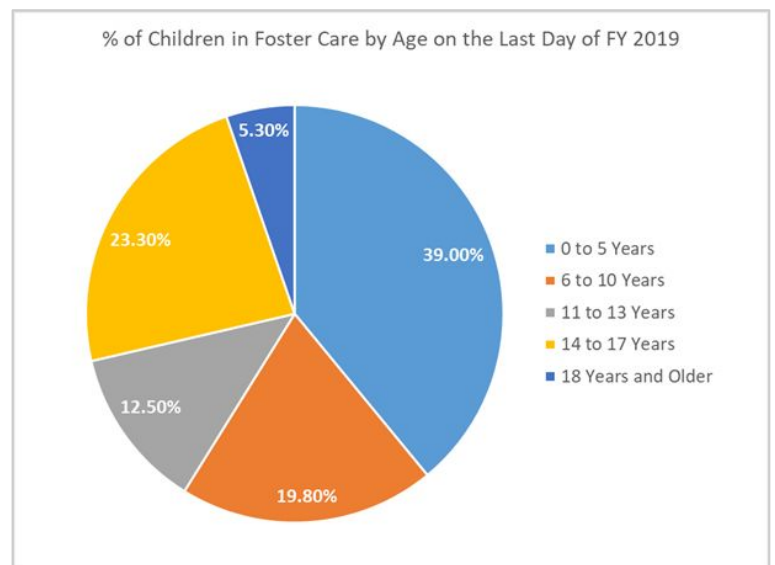
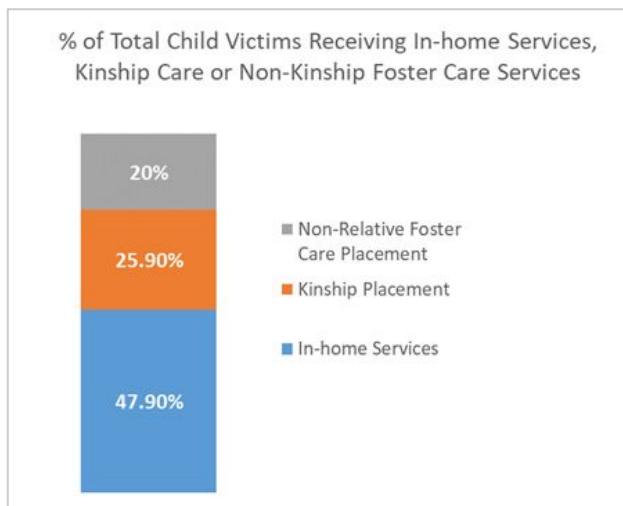
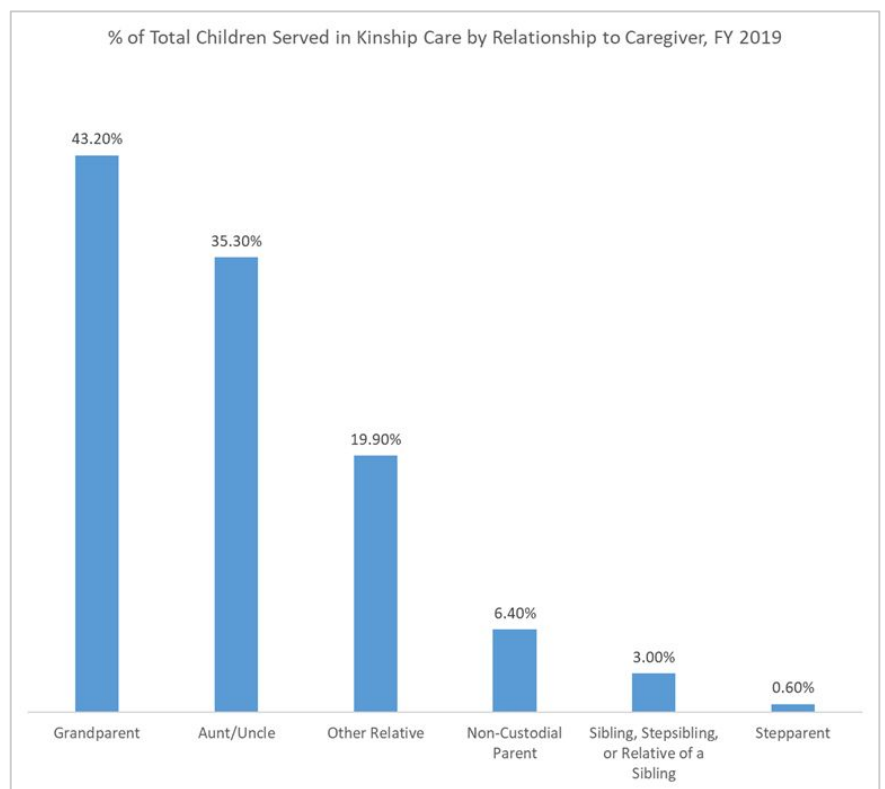
Children served in foster care who are placed with a relative or family friend in FY 2019

92.4%

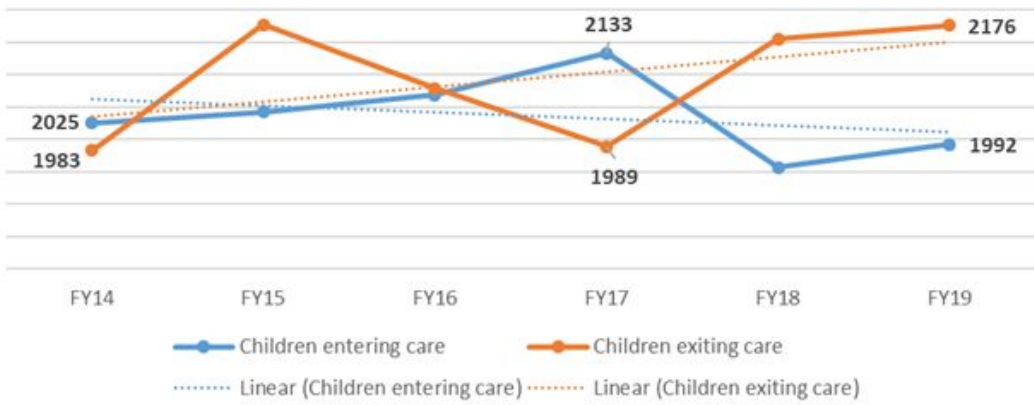
Children who exit foster care to a relative do not re-enter foster care within 12 months (FY 2018)

13

Median months in custody for children who exit foster care during FY 2019



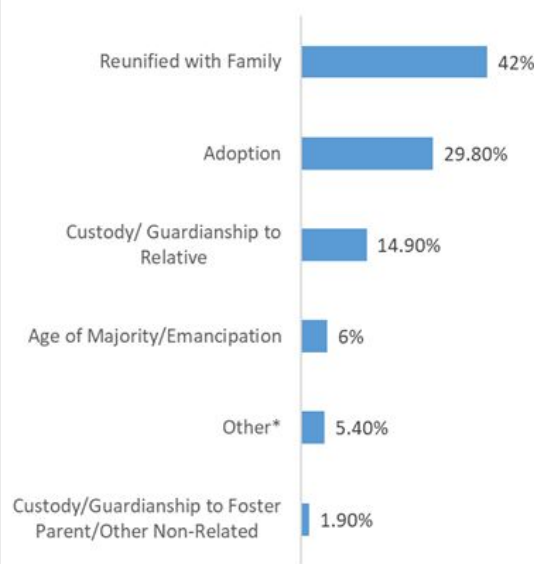
Child Count Comparison of Foster Care Exits to Entries



Unnecessary removal from a home can create new adverse experiences for children.

When in-home services are unable to address safety concerns in the home, foster care can provide a home for a child while reunification services continue.

Reasons Children in Foster Care Exited in FY 2019



*Includes Child Missing/Ran Away; Referred Outside Organization; Petition for Temporary Custody Denied/Dismissal; Non-Petitional Release; Voluntary Custody Terminated; Death of Child

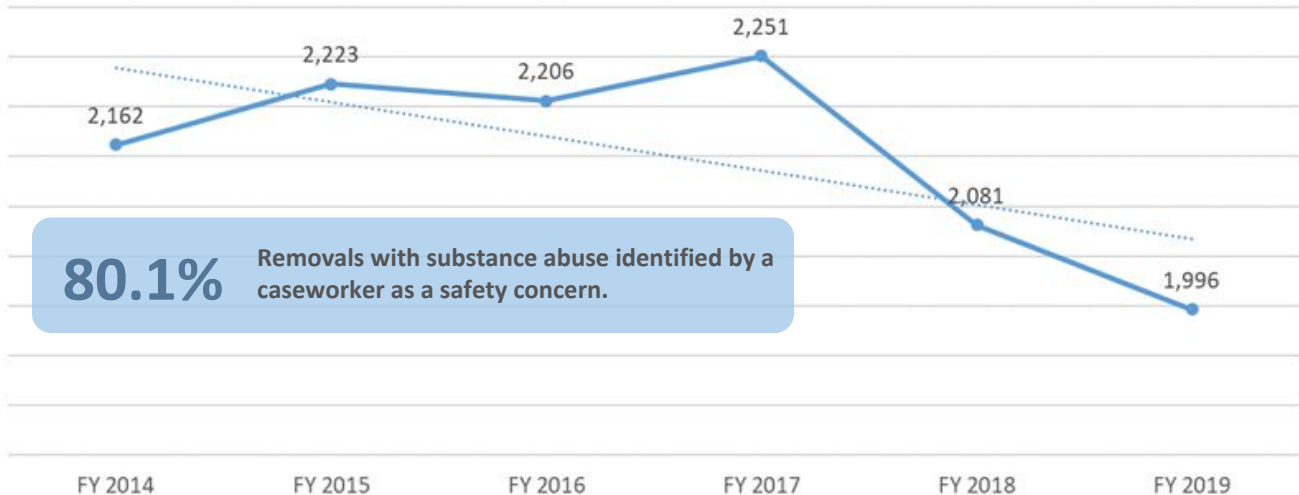
Race of 1,996 children placed in foster care in FY 2019:

American Indian or Alaska Native	4.7%
Asian	0.8%
Black	6.4%
Multiracial, Other	1.5%
Pacific Islander	2.2%
White	90.5%
Cannot Determine /Unknown	0.4%

Hispanic Origin or Latino % of 1,996 children placed in foster care in FY 2019:

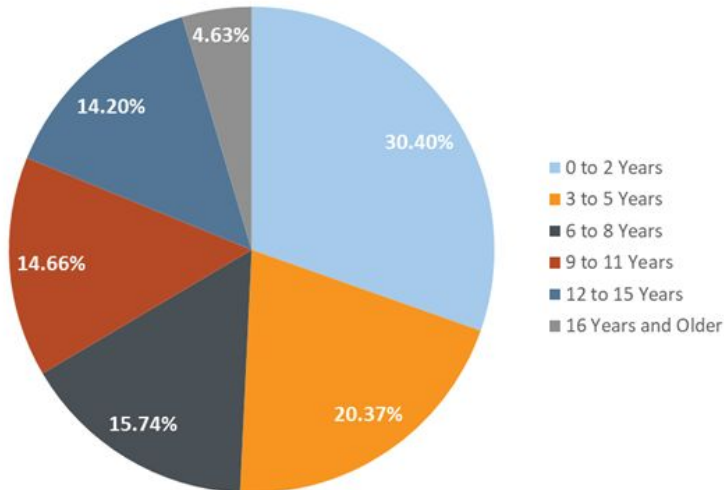
22%

Total Children Placed in Foster Care by FY 2014 - 2019

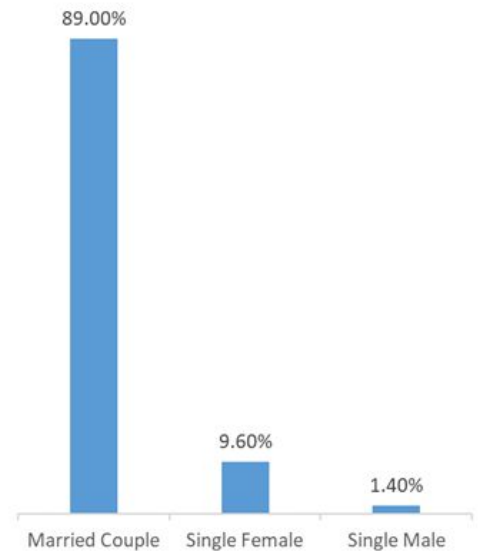


80.1% Removals with substance abuse identified by a caseworker as a safety concern.

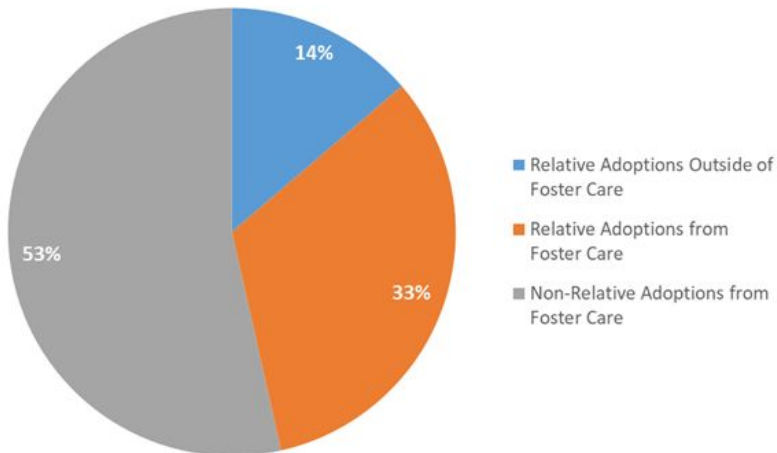
Percent of Children Adopted from Foster Care by Age for FY 2019



Structure of Families Who Adopted from Foster Care in FY 2019



Adoptions for FY 2019



648

Total adoptions from foster care in FY 2019

17

Median amount of months a case was opened prior to adoption



Every child deserves safety and stability.

For children who cannot reunify safely with their family, adoption services can connect children to a home through relatives, families who fostered them or other families seeking to adopt.

Youth who transition out of foster care **without a permanent home need added supports.**



No service can replace the stability and connection of a family. We provide assistance to youth ages 14 to 21 and continue to work with community partners toward reunification, kinship care, or adoption until youth leave our custody.

The Transitioning to Adulthood (TAL) program utilizes a network of organizations to offer services including academic mentoring, financial planning, career preparation, and limited financial assistance.

1,020

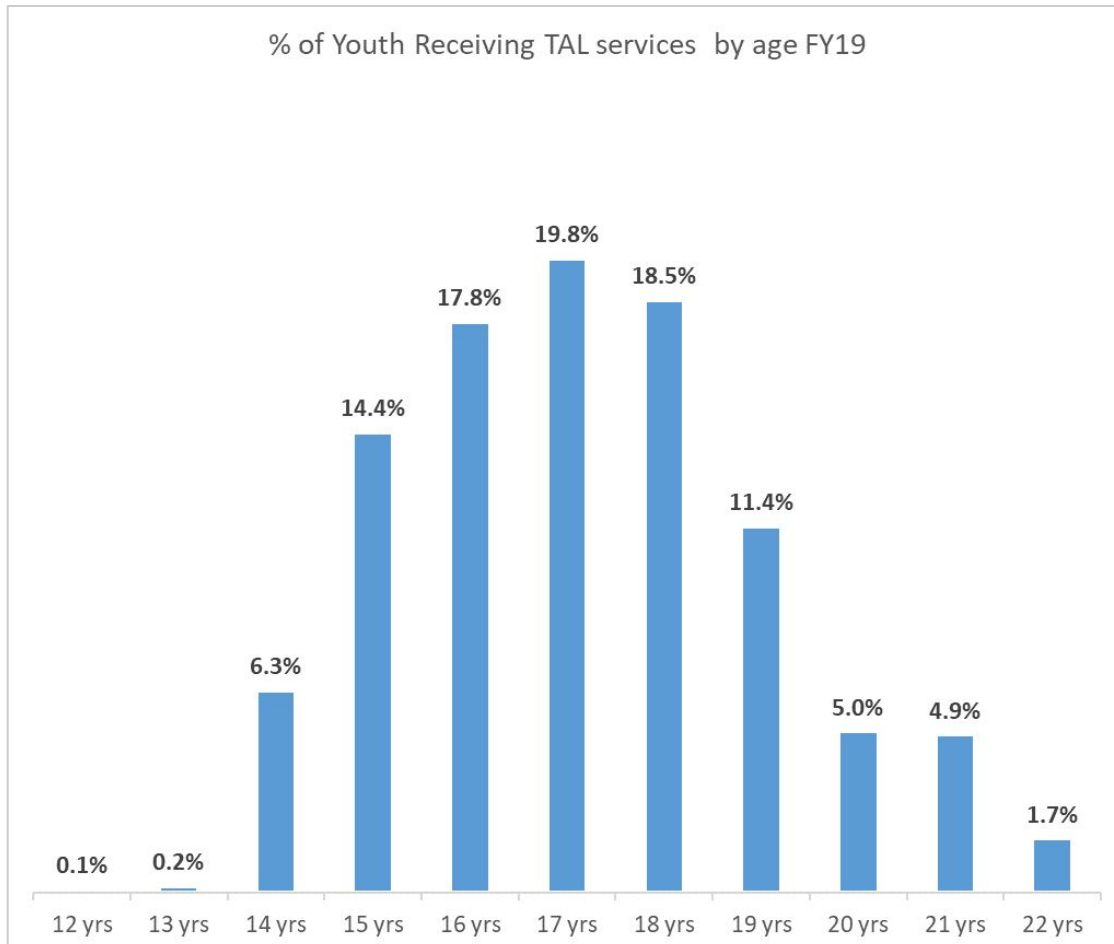
Total count of youth who received TAL services in FY 2019

76%

Youth who received Independent Living Needs Assessment services

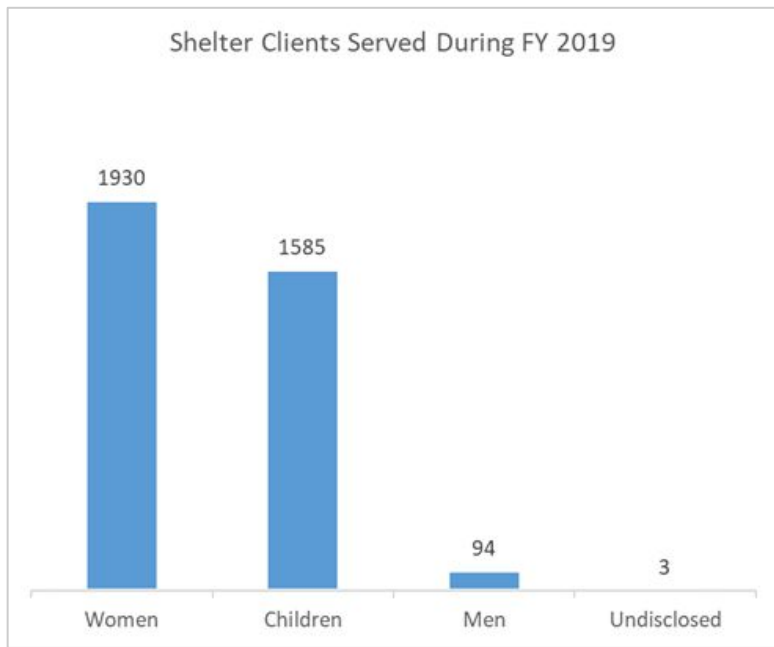
130

Total youth who exited foster care at age of majority/emancipation



Domestic violence causes harm to both adults and the children who are exposed to it.

Connecting parents to trauma-informed services also enhances the stability, safety and permanency for children.



18,715

Calls received by shelters from the Domestic Violence Crisis Hotline

3,612

Shelter clients served in FY 2019

1,641

Shelter requests that went unmet

1,302

CPS cases supported for domestic violence related child abuse

What DV Shelter Support Services were Used in Federal FY 2019

